

DOMINGUEZ

TECHNOLOGY CENTER

65,208 SF

Available For Lease



Legacy BuildingSM 726.2

1470 Beachey Place, Carson, CA 90746

VALUE ADVANTAGE

Potential merchandise processing fee savings with Foreign Trade Zone 202 activation

Master Planned Center

Close to Ports of Los Angeles, Long Beach and Los Angeles International Airport

Convenient access to the San Diego (405), Harbor (110), Long Beach (710), Artesia (91) and Terminal Island (103) Freeways.

Near Intermodal Container Transfer Facility

SPECIFICATIONS

BUILDING SIZE: 65,208 SF

OFFICE SIZE: 5,445 SF

LAND SIZE: POL

POTENTIAL POWER CAPACITY:
400 amps, 277/480 volts, 3 phase, 4 wire

WAREHOUSE LIGHTING: LED
with motion sensors

SPRINKLER SYSTEM: ESFR

PARKING SPACES: 59

MINIMUM CLEARANCE: 32'

TURNING RADIUS: 135'

DOCK HIGH TRUCK POSITIONS: 20

GROUND LEVEL DOOR: 1

BAY SPACING: 50' x 52'
60' at first loading bay

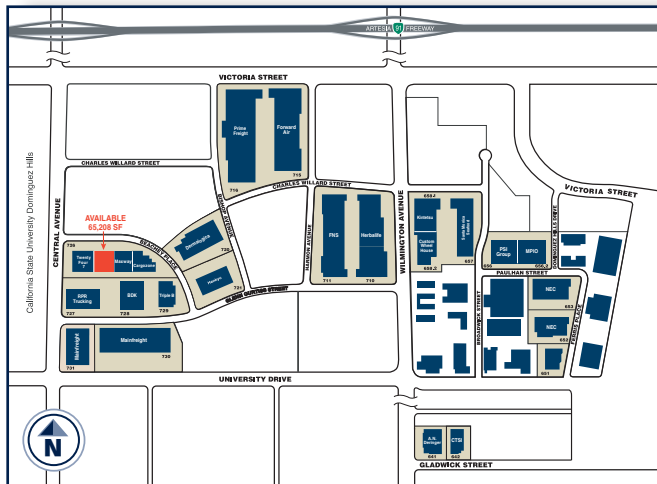
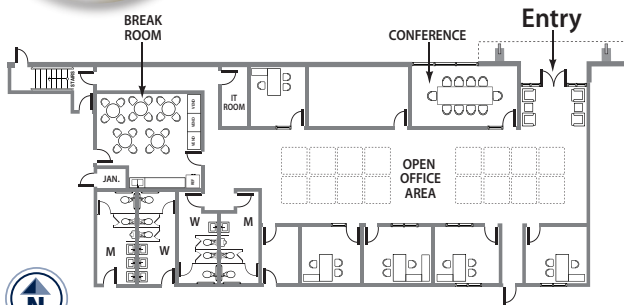


DOMINGUEZ TECHNOLOGY CENTER

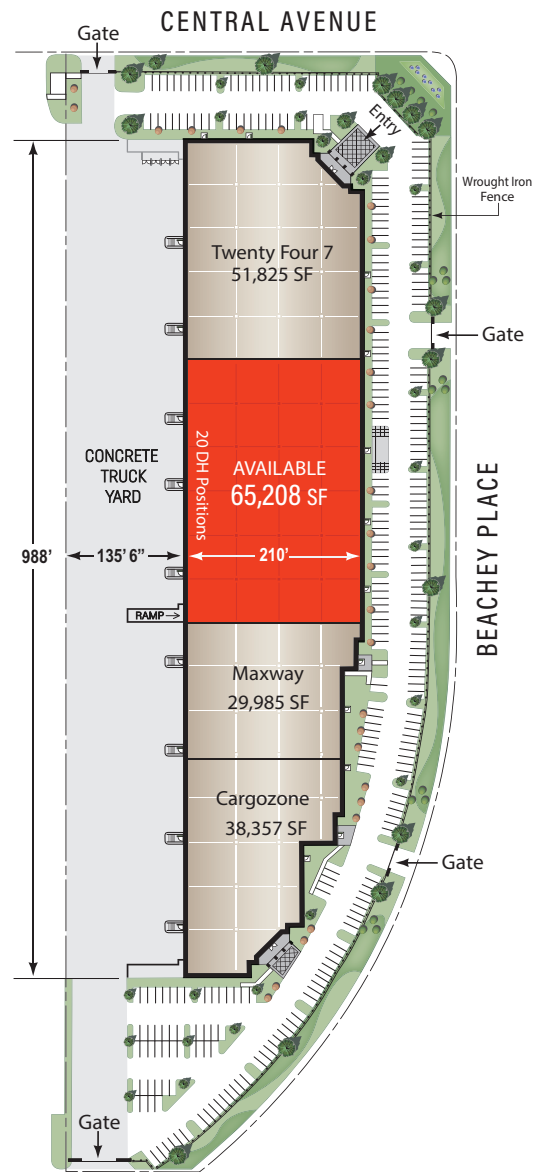
65,208 SF
Available For Lease



726.2 OFFICE PLAN



LEGACY BUILDINGSM 726.2 SITE PLAN (Total Building is 185,375)



For Further Information Contact:

Lance Ryan
lryan@watsonlandcompany.com

Mike Bodlovich
mbodlovich@watsonlandcompany.com



The information on this brochure has been compiled for the internal administrative convenience of Watson Land Company. Watson Land Company makes no representation or warranty, express or implied, as to the accuracy of this brochure. This brochure may not reflect all building improvements or as-built conditions. The information contained herein and on any other materials with which it is presented is not an offer and is subject to change without notice. Tenants should make their own independent investigations of all facts and assumptions on which they might rely in making a decision to lease property from Watson Land Company.