

DOMINGUEZ

TECHNOLOGY CENTER

50,296 SF

Available For Lease



Legacy BuildingSM 651

18831 Ferris Place, Rancho Dominguez, CA

VALUE ADVANTAGE

Expandable loading to 11 DH

Potential merchandise processing fee savings with Foreign Trade Zone 202 activation

Master Planned Center

Close to Ports of Los Angeles, Long Beach and Los Angeles International Airport

Convenient access to the San Diego (405), Harbor (110), Long Beach (710), Artesia (91) and Terminal Island (103) Freeways.

Near Intermodal Container Transfer Facility

SPECIFICATIONS

BUILDING SIZE: 50,296 SF

OFFICE SIZE: 3,784 SF

LAND SIZE: 119,790 SF

POTENTIAL POWER CAPACITY:
1,200 amps, 277/480 volts, 3 phase, 4 wire

WAREHOUSE LIGHTING: LED
with motion sensors

SPRINKLER SYSTEM: ESFR

PARKING SPACES: 77

MINIMUM CLEARANCE: 30'

TURNING RADIUS: 120'

DOCK HIGH TRUCK POSITIONS: 11

GROUND LEVEL RAMP: 1 - 14' X 16'

BAY SPACING: 50' x 52' (Typical)
(60' first bay from loading doors)

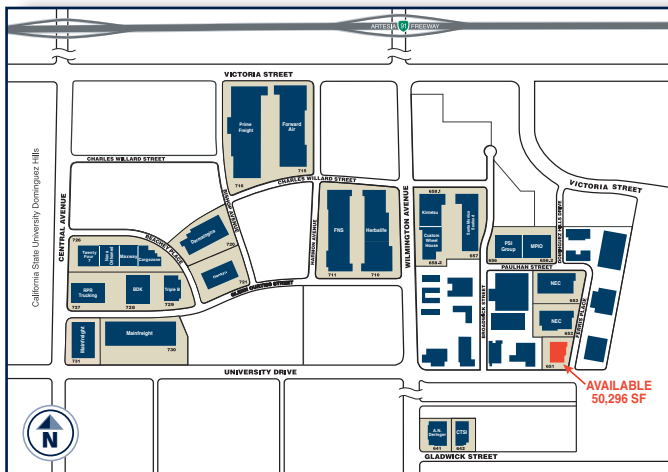
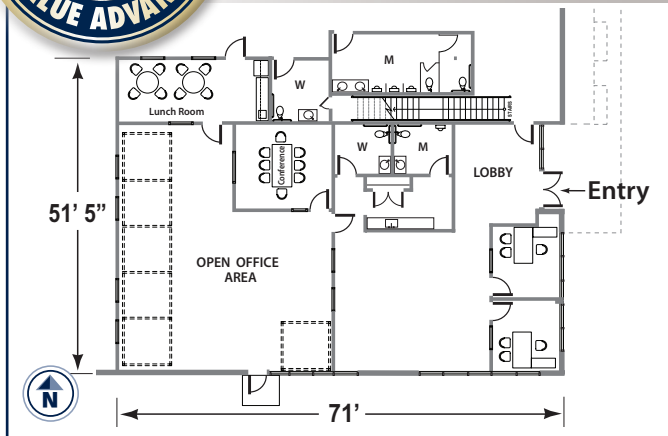


DOMINGUEZ TECHNOLOGY CENTER

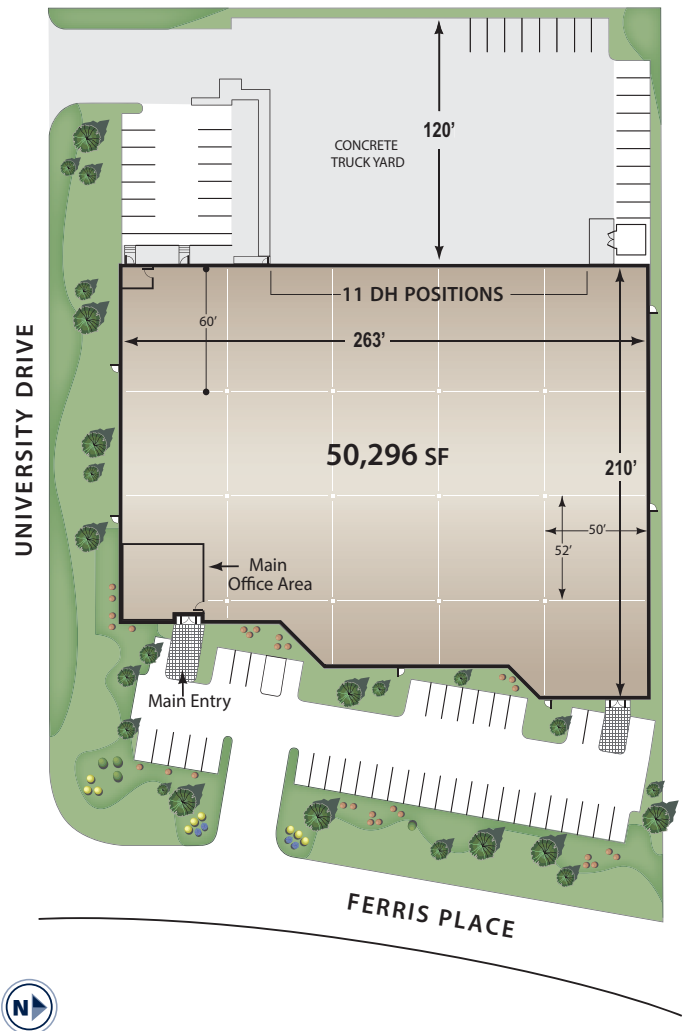
50,296 SF
Available For Lease



OFFICE PLAN 3,784 SF



LEGACY BUILDINGSM 651 SITE PLAN



For Further Information Contact:

Lance Ryan
lryan@watsonlandcompany.com

Mike Bodlovich
mbodlovich@watsonlandcompany.com



The information on this brochure has been compiled for the internal administrative convenience of Watson Land Company. Watson Land Company makes no representation or warranty, express or implied, as to the accuracy of this brochure. This brochure may not reflect all building improvements or as-built conditions. The information contained herein and on any other materials with which it is presented is not an offer and is subject to change without notice. Tenants should make their own independent investigations of all facts and assumptions on which they might rely in making a decision to lease property from Watson Land Company.