

DOMINGUEZ

TECHNOLOGY CENTER

123,823 SF

Available For Lease



Legacy BuildingSM 711.1

18420 Harmon Avenue, Carson, CA

VALUE ADVANTAGE

- Lower energy costs
- 25% more cubic storage than a 24' clear building
- Full concrete truck yard
- Potential merchandise processing fee savings with Foreign Trade Zone 202 activation
- Master Planned Center
- Close to Ports of Los Angeles, Long Beach and Los Angeles International Airport
- Convenient access to the San Diego (405), Harbor (110), Long Beach (710), Artesia (91) and Terminal Island (103) Frwys.
- Near Intermodal Container Transfer Facility

SPECIFICATIONS


- BUILDING SIZE:** 123,823 SF
- OFFICE SIZE:** 5,500 SF
- LAND SIZE:** Part of Larger
- POWER:** 1,200 amps, 277/480 volts, 3 phase, 4 wire
- WAREHOUSE LIGHTING:** Metal Halide
- SPRINKLER SYSTEM:** ESFR
- PARKING SPACES:** 143
- SKYLIGHTS:** 3%
- YEAR BUILT:** 2001
- MINIMUM CLEARANCE:** 32'
- TURNING RADIUS:** 135'
- DOCK HIGH TRUCK POSITIONS:** 23 - 9' x 10'
- GROUND LEVEL RAMP:** 1 - 12' X 16'
- BAY SPACING:** 60' x 52' (Typical)
60' first bay from loading doors



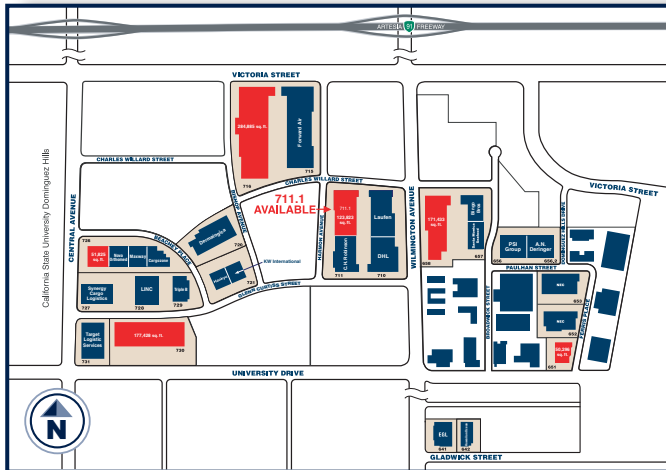
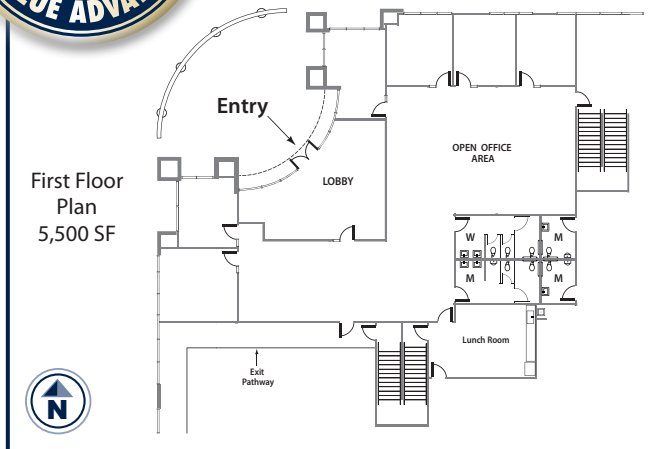
DOMINGUEZ TECHNOLOGY CENTER

123,823 SF

Available For Lease

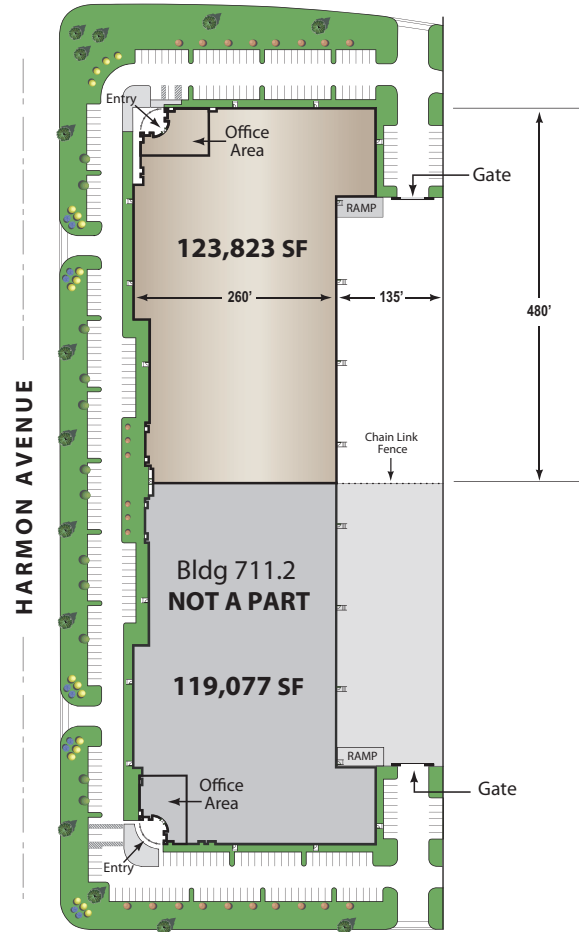


OFFICE PLAN 5,500 SF



LEGACY BUILDINGSM 711.1 SITE PLAN

CHARLES WILLARD STREET



GLENN CURTISS STREET

The information on this brochure has been compiled for the internal administrative convenience of Watson Land Company. Watson Land Company makes no representation or warranty, express or implied, as to the accuracy of this brochure. This brochure may not reflect all building improvements or as-built conditions. The information contained herein and on any other materials with which it is presented is not an offer and is subject to change without notice. Tenants should make their own independent investigations of all facts and assumptions on which they might rely in making a decision to lease property from Watson Land Company.

For Further Information Please Contact:

Lance Ryan
lryan@watsonlandcompany.com

Mike Bodlovich
mbodlovich@watsonlandcompany.com

Phone 310.952.6401
Fax 310.522.8788

